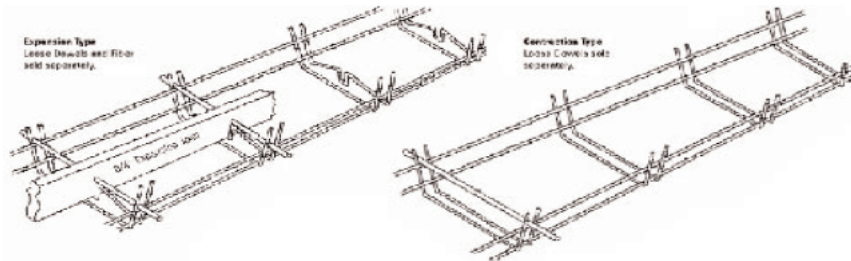


### Road & Bridge (Paving) Products

- (3001) EXPANSION DOWEL BASKET
- (3005) CONTRACTION DOWEL BASKET



Wire frame dowel bar supports available for slabs 5" to 15" on depth, to support dowels 1/2" diameter to 1-1/2" diameter, at spacing of 12", 15", and 18" center to center. Maximum length of unit: 12" c/c & 13'-0", 15" c/c & 12'-6", 18" c/c & 12'-0". Loose dowels and fiber sold separately. Price on application (P.O.A.).

#### (3015) LOOSE DOWELS



Dowels ASTM-A615 grade 60.  
Available in diameters 1/2" through 2-1/2" - lengths cut to order.  
16", 18", and 20" lengths generally in stock.  
Available plain, part or fully painted, and epoxy coated.  
Bond Breaker (Tectyl 506) additional and applied on request only.  
Price on Application (P.O.A.).

#### (3025) TIE BARS



#4, #5, #6, and #7 reinforcing steel.  
Plain or epoxy also available.  
Price on application (P.O.A.).

#### (3030) REINFORCED POLYMER REBAR



Stock length is 20'. Bent pieces must be ship out of Seward, NE (priced upon availability).  
Cutting of rebar available in Florida (cutting charge per linear foot).  
All prices are F.O.B. shipping point.

| Description       | MB Item # | Size Bar Diameter | Weight Per LF |
|-------------------|-----------|-------------------|---------------|
| Stocked Sizes     | 283502    | #2                | 0.043         |
|                   | 283503    | #3                | 0.092         |
|                   | 283504    | #4                | 0.016         |
|                   | 283505    | #5                | 0.258         |
|                   | 283506    | #6                | 0.372         |
| Non-Stocked Sizes | 283507    | #7                | 0.497         |
|                   | 283508    | #8                | 0.72          |
|                   | 283509    | #9                | 0.89          |
|                   | 283510    | #10               | 1.08          |

# General Line Products

## Road & Bridge (Paving) Products

(3050) RD-27 PAPER TUBING \* (4' Lengths)

(3055) PLASTIC TUBING \* (5' Lengths)




| MB Item # | Size                                 |
|-----------|--------------------------------------|
| 201469    | No. 3 for 1/2" Rod                   |
| 201472    | No. 4 for 5/8" Rod                   |
| 201485    | No. 5 for 3/4" Rod                   |
| 201498    | No. 6 for 1" Rod                     |
| 201508    | No. 7 for 1-1/4" Rod                 |
| N/A       | For cutting to length (per 100 cuts) |
| N/A       | For stapling one end (per 100 ends)  |

Priced per hundred linear feet (LF).  
I.D. is 1/16" over rod size.

(3070) DT-8 EXPANSION TUBE - METAL

30



| MB Item # | Size        | Pieces Per Carton | Weight Each 100 (lbs) |
|-----------|-------------|-------------------|-----------------------|
| 210007    | 1/2" x 5"   | 500               | 8                     |
| 210023    | 3/4" x 5"   | 1,000             | 8                     |
| 210049    | 1" x 5"     | 500               | 9                     |
| 210065    | 1-1/4" x 5" | 500               | 13                    |
| 210078    | 1-1/2" x 6" | 500               | 20                    |

(3075) PD-13 EXPANSION TUBE - PLASTIC



| MB Item # | Size        | Pieces Per Carton | Weight Each 100 (lbs) |
|-----------|-------------|-------------------|-----------------------|
| 791306    | 1/2" x 4"   | 600               | 12                    |
| 791319    | 5/8" x 4"   | 400               | 9                     |
| 791322    | 3/4" x 4"   | 300               | 10                    |
| 791335    | 7/8" x 4"   | 750               | 25                    |
| 791348    | 1" x 4"     | 600               | 22                    |
| 791351    | 1-1/8" x 4" | 600               | 24                    |
| 791364    | 1-1/4" x 4" | 450               | 21                    |
| 791368    | 1-1/2" x 5" | 250               | 19                    |

All dowel tubes have built-in dowel bar stop.

Warning: Refer to the information published in our General Formwork & Wall Forming Manual before using these products.

### Road & Bridge (Paving) Products

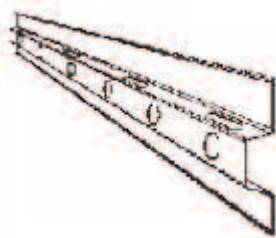
**(3090) RETRO DOWEL CHAIR/CAP (Patented)**



Clear in color for easy inspection of the dowel inside. For placement of dowels in retrofit concrete joint repair applications. Combination of end and support chair allows for quick efficient placement of dowels as well as easy inspection.

| Size         | MB Item # | Pieces Per Package | Weight Per Package |
|--------------|-----------|--------------------|--------------------|
| 1-1/2" Dowel | 291825    | 100                | 25                 |

**(3100) JOINT KEY**



| MB Item # | Bolt Size          | Weight Per 100 LF (lbs) |
|-----------|--------------------|-------------------------|
| 200350    | 3-1/2" for 4" Slab | 47                      |
| 200457    | 4-1/2" for 5" Slab | 57                      |
| 200554    | 5-1/2" for 6" Slab | 67                      |
| 200651    | 7-1/2" for 8" Slab | 88                      |

**(3102) JOINT KEY STAKE**



| MB Item # | Description | Weight Per 100 LF (lbs) |
|-----------|-------------|-------------------------|
| 200127    | 12" Stake   | 35                      |
| 200156    | 15" Stake   | 44                      |
| 200185    | 18" Stake   | 54                      |
| 200240    | 24" Stake   | 71                      |

**(3104) JOINT KEY SPLICE**



| MB Item # | Description | Weight Each (lbs) |
|-----------|-------------|-------------------|
| 200660    | Splice      | .07               |

**(3106) JOINT KEY CAP**



| MB Item # | Size     | Weight Per Piece (lbs) |
|-----------|----------|------------------------|
| 200664    | 1/2" Cap | 0.50                   |
| 200665    | 3/8" Cap | 0.48                   |

Warning: Refer to the information published in our General Formwork & Wall Forming Manual before using these products.

# General Line Products

## Road & Bridge (Paving) Products

(3108) FS-4 FABRIC STAKE



| MB Item # | Length | Wire Diameter | Weight Per 100 (lbs) |
|-----------|--------|---------------|----------------------|
| 420690    | 6"     | .187          | 9                    |
| 420700    | 12"    | .187          | 13                   |
| 300212    | 12"    | .218          | 17                   |
| 420701    | 18"    | .187          | 19                   |
| 300218    | 18"    | .218          | 24                   |

Warning: Refer to the information published in our General Formwork & Wall Forming Manual before using these products.